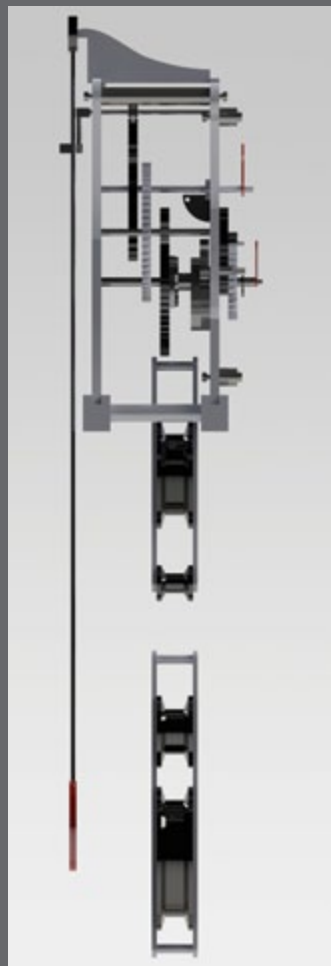


THERESA STOODLEY
INDUSTRIAL DESIGN



THOMAS GRANDFATHER CLOCK
2011
11x14x8
MATERIAL: UNSPECIFIED





Parts list:
2" Drive cord top block
2" Drive cord top block
2" Drive cord wheel
4" Drive cord wheel
6 " Drive cord wheel
8 " Drive cord wheel
Arbor shaft
Back plate
Back wheel
Back wheel
Back wheel pinion
Back wheel shaft
Base
Cannon plate
Center wheel
Center wheel shaft
Click
Crown wheel
Crown wheel shaft
Crown wheel spacer
Dial
Dial spacer
Drive cord bottom block 1
Drive cord bottom block 2
Escape wheel
Escape wheel shaft

Fork
Fork shaft
Fork spacer
Front plate
Front plate pinion
Hour hand
Hour wheel
Hour wheel shaft
Minute hand
Minute wheel
Minute wheel shaft
Pallet
Pallet pin
Pallet pin 2
Pallet shaft
Pendulum
Pendulum bob
Pendulum table
Plate spacer
Second hand
Second wheel
Second wheel shaft
Weight anchor





KLEIN BOTTLE
2011
11x14x8
MATERIAL: GLASS






MANATEE SWORD CANE

2011

11x14x8

MATERIAL: POLISHED STEEL, BRUSHED STEEL, RUBBER





Parts list:
Bayonet
Cane
Foot
Manatee
Spring




REXY

2012

11x14x8

MATERIAL: STEEL, PAINTED STEEL, CLEAR PLASTIC





Parts list:
Tin bottom
Tin lid
Tin window
Knife right
Knife left
Knife insert
Knife blade
Small pin
Large pin





SABRE

2011

41x5x6

MATERIAL: BRONZE & ALUMINUM



Parts List:
Blade
Pommel
Grip
Guard
Top insert
Bottom insert



